

Peel Health Surveillance

June 7, 2026 to June 20, 2026 (Weeks 23-24)

- **Respiratory virus activity in Peel remained low overall in weeks 23 and 24.**
- **Next report:** July 8, 2026.

Table 1: Indicators of respiratory virus activity in Peel

Indicator	Week 24 Activity in Peel	Activity Level	Weekly Change
Lab-Confirmed Cases¹			
Influenza	12 new cases reported	Low	▼ Lower
Percent Positivity of Lab Tests² (Week 23)			
Influenza	2.8% percent positivity	Low	≈ Similar
SARS-CoV-2 (COVID-19)	0.9% percent positivity	Low	▲ Higher
Respiratory syncytial virus (RSV)	0.3% percent positivity	Low	▼ Lower
Other respiratory viruses	Adenovirus: 0.5% Enterovirus/Rhinovirus: 13.1% Human metapneumovirus: 3.1% Parainfluenza virus: 2.7% Seasonal human coronavirus: 0.5%	--	--
Emergency Department Visits³			
Influenza-like illness (ILI)	2.5% of total ED visits	Low	▲ Higher
Respiratory symptoms	3.7 of total ED visits	Low	▲ Higher
Respiratory Outbreaks in Hospitals, Long-Term Care Homes, and Retirement Homes¹	2 new respiratory outbreaks declared. Total outbreaks this season: Influenza: 38 COVID-19: 50 Other or multiple respiratory viruses: 80	Low	≈ Similar
Wastewater Surveillance⁴			
Influenza A	Not detected	Not detected	≈ Similar
Influenza B	Moderate activity	Moderate	≈ Similar
SARS-CoV-2 (COVID-19)	Low activity	Low	≈ Similar
Respiratory syncytial virus (RSV)	Low activity	Low	▼ Lower

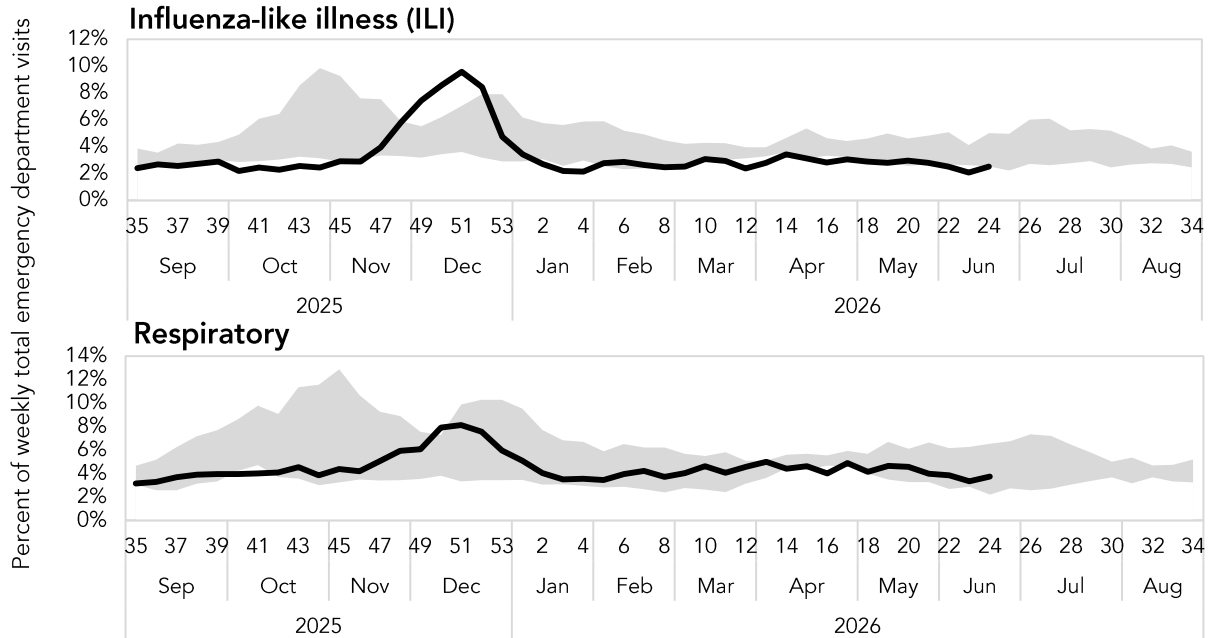
Notes: Current activity level (low/moderate/high) is assigned based on comparisons to historical data, and weekly change (lower/similar/higher) is based on comparisons to the previous week. A weekly change of N/A is noted for indicators with no available updated data for the report week. **Bold** indicates a change in activity level compared to the previous week.

Sources: 1) Ontario Ministry of Health, integrated Public Health Information System (iPHIS) database, extracted by Peel Public Health [23/Jun/2026]; 2) Public Health Ontario (PHO), Ontario Respiratory Virus Tool, extracted by Peel Public Health [23/Jun/2026]; 3) Southeast Public Health, Acute Care Enhanced Surveillance; 4) Government of Canada, Wastewater Monitoring Dashboard, available at: <https://health-infobase.canada.ca/wastewater/> as of [23/Jun/2026]. Activity level includes not detected. Wastewater trend is calculated based on the past 35 days. Refer to the Wastewater Monitoring Dashboard – Technical notes for more information. In this report, current wastewater activity level and trend are reported separately; this may differ from the Wastewater Monitoring Dashboard which reports activity level and trend in a combined index.

Peel Health Surveillance

Respiratory Infection Activity

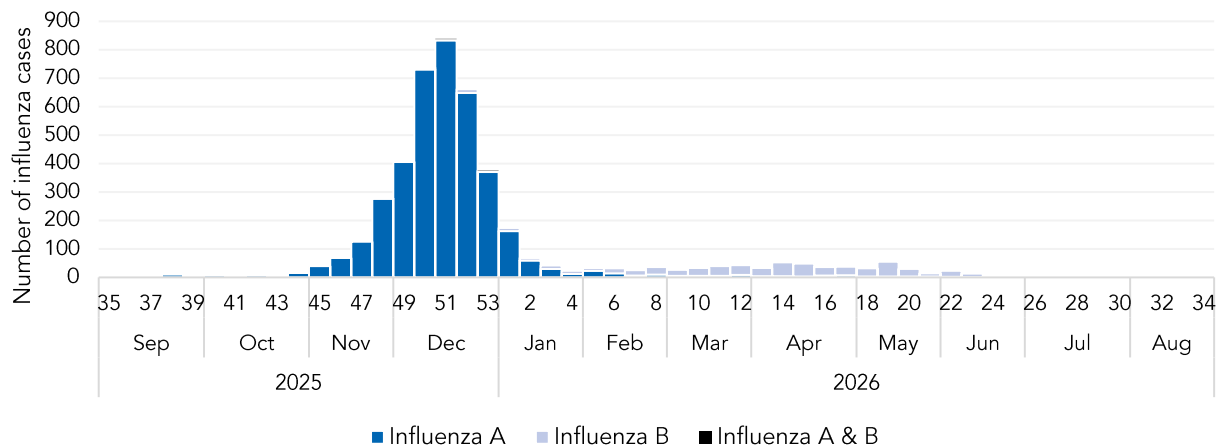
Figure 1. Weekly percent of emergency department visits due to influenza-like illness or respiratory syndromes, Peel residents: August 24, 2025 to June 20, 2026



Note: The grey shaded area represents the range between the minimum and maximum weekly percentage of ED visits due to ILI or respiratory syndromes, between 2020/21 and 2024/25.

Source: Southeast Public Health, Acute Care Enhanced Surveillance, extracted by Peel Public Health [23/Jun/2026]

Figure 2. Laboratory-confirmed influenza cases in Peel by type and episode week: August 24, 2025 to June 20, 2026



Note: Episode date of cases reflect the earliest of symptom onset, test date, or date reported to public health. Illnesses occurring during the most recent weeks may not yet be reported to public health.

Source: Ontario Ministry of Health, integrated Public Health Information System (iPHIS) database, extracted by Peel Public Health [23/Jun/2026]

Peel Health Surveillance

Table 2. Laboratory-confirmed influenza cases and rates by age group, Peel: September 1, 2025 to June 20, 2026

Age group (years)	Influenza A				Influenza B Total	Total Influenza cases (%)	Influenza rate per 100,000 [†]
	A(H1N1) pdm09	A(H3N2)	A(UnS)*	A Total			
0-4	39	204	811	1,054	152	1,206 (26.5%)	1,556.6
5-17	29	219	460	709	230	939 (20.6%)	418.2
18-44	22	138	449	609	131	740 (16.2%)	100.2
45-64	22	59	270	352	54	406 (8.9%)	105.3
65+	41	190	1,003	1,234	31	1,265 (27.8%)	508.5
Total	153	810	2,993	3,958	598	4,556 (100.0%)	271.9

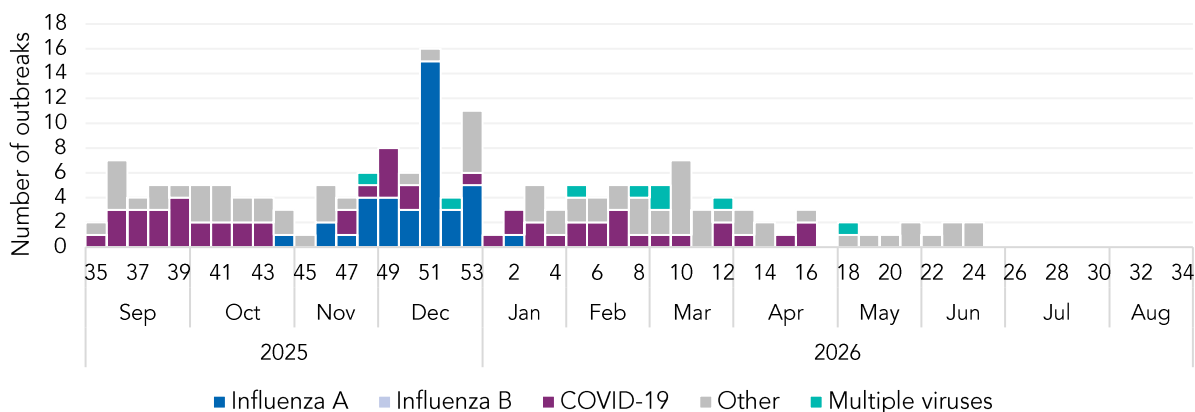
*UnS: unsubtype; the specimen was typed as influenza A, but no result for subtyping was available.

[†]Cumulative incidence rate per 100,000 population.

Sources: Ontario Ministry of Health, integrated Public Health Information System (iPHIS) database, extracted by Peel Public Health [23/Jun/2026]; Ontario Ministry of Finance, Population projections by county and PHU, 2025 [Feb/2025]

Outbreaks in Priority Settings

Figure 3. Confirmed institutional respiratory outbreaks by week declared and virus, Peel: August 24, 2025 to June 20, 2026



Notes: Institutional settings include hospitals, long-term care homes, retirement homes, and congregate living settings (i.e., shelters, correctional facilities, supported living facilities, group homes and hospices). Other virus outbreaks include: rhinovirus (n=19), unspecified (n=17), respiratory syncytial virus (n=14), seasonal human coronavirus (n=10), human metapneumovirus (n=5), parainfluenza virus (n=4), entero/rhinovirus (n=4), enterovirus (n=1); multiple virus outbreaks include: COVID-19 and respiratory syncytial virus (n=1), COVID-19 and seasonal human coronavirus (n=1), entero/rhinovirus and human metapneumovirus (n=1), human metapneumovirus and seasonal human coronavirus (n=1), influenza A and seasonal human coronavirus (n=1), COVID-19, entero/rhinovirus and influenza A (n=1), respiratory syncytial virus, rhinovirus and seasonal human coronavirus (n=1), entero/rhinovirus and influenza A (n=1). The outbreak declared date represents the date the outbreak first met the definition for a confirmed outbreak.

Sources: Ontario Ministry of Health, integrated Public Health Information System (iPHIS) database, extracted by Peel Public Health [23/Jun/2026].

Peel Health Surveillance

Table 3. Institutional respiratory outbreak summary, Peel: September 1, 2025 to June 20, 2026

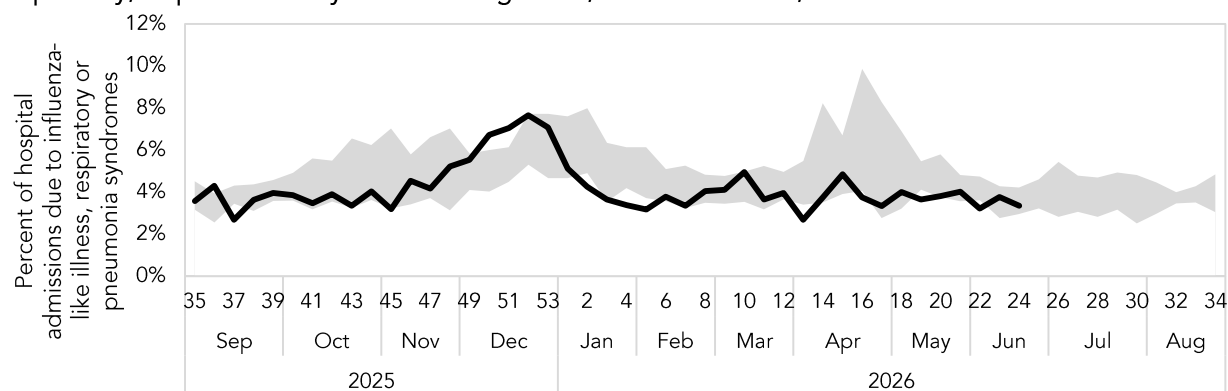
Measure	Influenza A	Influenza B	COVID-19	Other virus
Total institutional outbreaks	39	0	53	73
Acute Care	12	0	12	3
Long-Term Care Home	16	0	23	55
Retirement Home	10	0	15	14
Congregate Living Settings	1	0	3	1
Number of deaths among outbreak-associated cases	9	0	4	2

Notes: Congregate living settings include: shelters, correctional facilities, supported living facilities, group homes, and hospices. There were 5 deaths associated outbreaks with multiple co-circulating viruses, which are not included in this table. At present, there have been 8 multiple virus outbreaks reported [COVID-19 and respiratory syncytial virus (n=1), COVID-19 and seasonal human coronavirus (n=1), entero/rhinovirus and human metapneumovirus (n=1), human metapneumovirus and seasonal human coronavirus (n=1), influenza A and seasonal human coronavirus (n=1), COVID-19, entero/rhinovirus and influenza A (n=1), respiratory syncytial virus, rhinovirus and seasonal human coronavirus (n=1), entero/rhinovirus and influenza A (n=1)]. Outbreaks with multiple co-circulating viruses are counted per virus. Other virus outbreaks include: rhinovirus (n=19), unspecified (n=17), respiratory syncytial virus (n=14), seasonal human coronavirus (n=10), human metapneumovirus (n=5), entero/rhinovirus (n=4), parainfluenza virus (n=3), enterovirus (n=1).

Sources: Ontario Ministry of Health, integrated Public Health Information System (iPHIS) database, extracted by Peel Public Health [23/Jun/2026]

Disease Severity

Figure 4. Weekly percent of hospital admissions among Peel residents due to influenza-like illness, respiratory, or pneumonia syndromes: August 24, 2025 to June 20, 2026

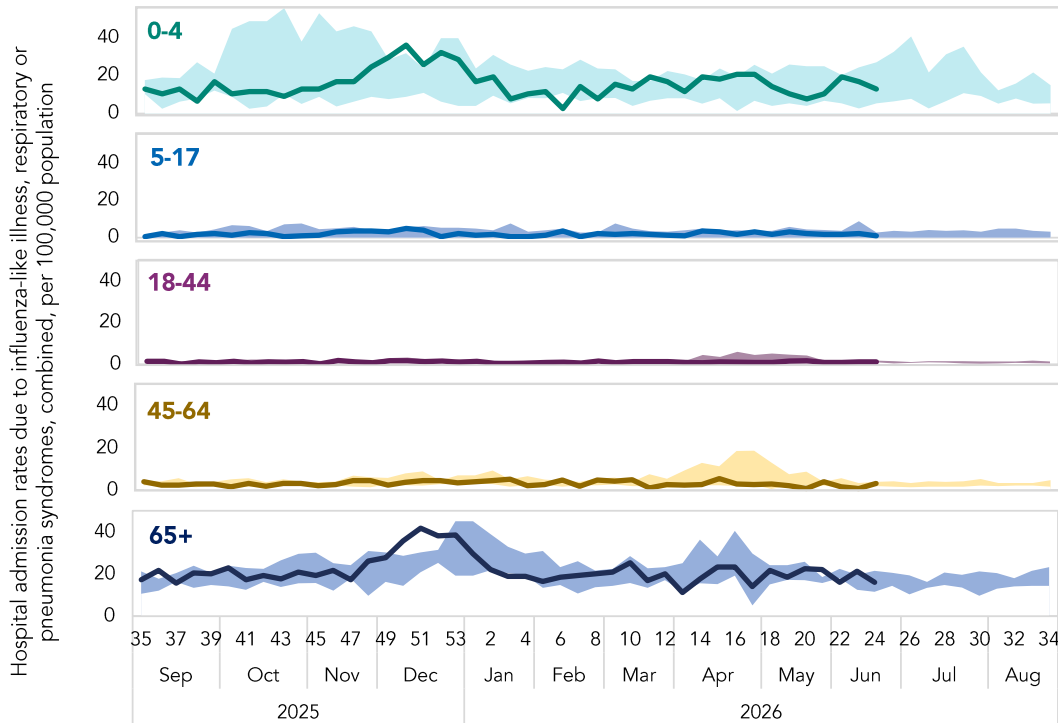


Note: The shaded area represents the range between the minimum and maximum weekly percentage of admissions due to ILI, respiratory, or pneumonia syndromes, between 2020/21 and 2024/25.

Source: Southeast Public Health, Acute Care Enhanced Surveillance, extracted by Peel Public Health [23/Jun/2026]

Peel Health Surveillance

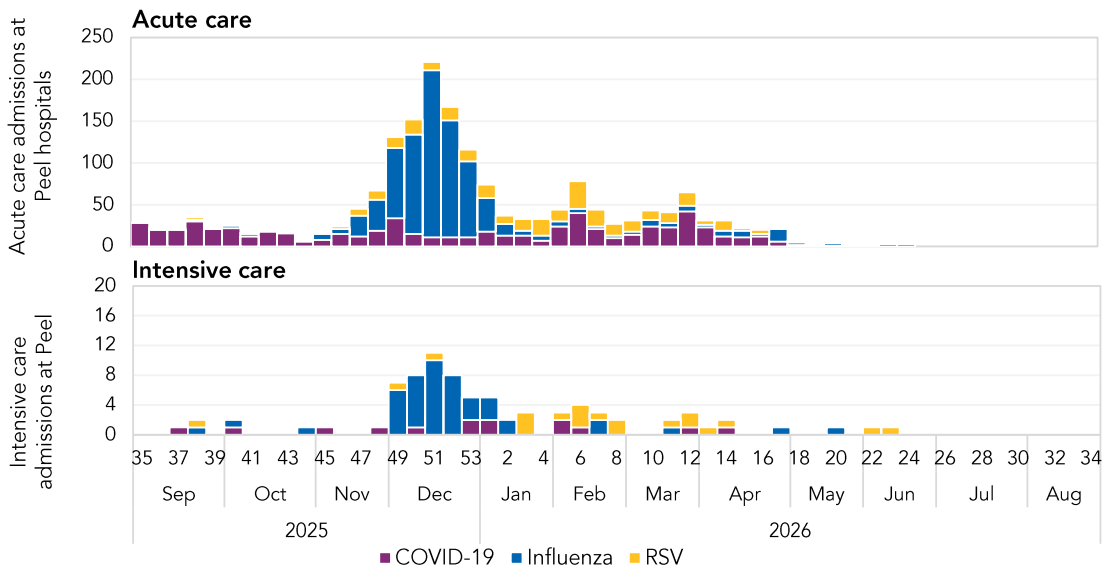
Figure 5. Weekly hospital admission rates among Peel residents due to influenza-like illness, respiratory, or pneumonia syndromes, combined, by age group: August 24, 2025 to June 20, 2026



Note: The shaded areas represent the ranges between the minimum and maximum age-specific admission rates due to ILI, respiratory, or pneumonia syndromes, between 2020/21 and 2024/25.

Sources: Southeast Public Health, Acute Care Enhanced Surveillance, extracted by Peel Public Health [23/Jun/2026]; Ontario Ministry of Finance, Population projections by county and PHU, 2024 [Oct/2022]

Figure 6. Weekly acute care and intensive care admissions among COVID-19, influenza, and RSV cases, Peel hospitals, August 24, 2025 to June 20, 2026



Sources: Ontario Ministry of Health, Daily Bed Census, extracted [23/Jun/2026]; Ontario Ministry of Health, Critical Care Information System, extracted [23/Jun/2026]

Peel Health Surveillance

Data notes

- Unless otherwise specified, this report includes the most current data available as of 8:30 am on [23/Jun/2026] from the provincial Integrated Public Health Information System (iPHIS).
- iPHIS is a dynamic reporting source for infectious disease surveillance data. Data extracted represent a snapshot of data entered up to and at the time of extraction and may differ in previous or subsequent reports.
- Laboratory-confirmed cases included in this report represent those individuals who resided in Peel region at the time of their diagnosis.
- Emergency department visit and admission data from the [Acute Care Enhanced Surveillance Application](#) are categorized by syndromes and do not necessarily represent health care utilization/outcomes due to respiratory virus infections. Syndromes are not clinical diagnoses.

Respiratory virus testing indications

Effective October 2, 2025, Public Health Ontario has updated its eligibility criteria for molecular respiratory virus testing.

Table 5. Respiratory virus testing indications for symptomatic individuals

Eligibility Criteria	Testing Available by Request		
	FLUVID*	Multiplex Respiratory Virus (MRVP)*	SARS-CoV-2
Residents in congregate living settings (including long-term care, retirement home and correctional facilities) that are not in an outbreak	✓		
Admitted patient in a hospital or residents of congregate living setting that is in an outbreak beyond the first four specimens tested by MRVP	✓		
Adults admitted to the hospital	✓		
Staff from congregate living setting that are part of an outbreak	✓		
Hospitalized patients requiring intensive care		✓	
Hospitalized admitted patients that are:			
a) Children <18 years of age who are at risk of complications, in the presence of community-acquired pneumonia, or		✓	
b) Immunocompromised or immunosuppressed, or			
c) Pregnant			
Patients/residents who are part of a hospital or public health unit declared respiratory outbreak (only the first four symptomatic patients).		✓	
Individuals with COVID-19 symptoms and belonging to any of the groups as specified by the Ontario Ministry of Health:			
• People aged 65 years and older			
• People aged 18 years and older who have at least one condition that puts them at higher risk of severe COVID-19 disease			
• People who are immunocompromised			
• Residents and patients in high-risk settings including hospitals and congregate living settings with medically and socially vulnerable individuals			
• People in the context of suspected or confirmed outbreaks, as directed by the local public health unit			✓

*The FLUVID PCR tests for: influenza A, influenza B, RSV A/B, and SARS-CoV-2.

**The multiplex respiratory virus PCR (MRVP) tests for: influenza A, influenza B, respiratory syncytial virus (RSV A/B), parainfluenza (1 – 4), adenovirus, enterovirus, seasonal human coronavirus (OC43, 229E, NL63, HKU1), rhinovirus and human metapneumovirus.

Adapted from: [Respiratory Viruses \(including influenza\) | Public Health Ontario](#); [COVID-19 testing and treatment | ontario.ca](#)

Resources

- [Public Health Ontario: Ontario Respiratory Virus Tool](#)
- [Government of Canada: Canadian respiratory virus surveillance report \(FluWatch+\); Wastewater monitoring dashboard](#)
- [World Health Organization: Global Influenza Programme](#)