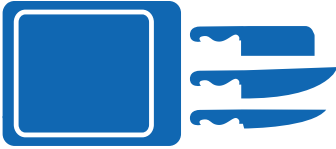






Public health guidelines for food safety at special events

How to mix a bleach (chlorine) solution for sanitizing

You will need:

- ordinary 5.25% household bleach
- measuring spoon for teaspoon
- measuring cup
- spray bottle labelled “bleach sanitizer”

Sanitizing	How to mix	Solution strength
Utensils e.g. cutting boards, knives, cooking utensils 	Mix 2 ml (½ tsp) of bleach with 1 litre (4 cups) of water. After cleaning with soap and water, immerse utensil in solution for 45 seconds.	100 ppm chlorine solution 
Large food contact surfaces e.g. coolers, tables 	Mix 2 ml (½ tsp) of bleach with 1 litre (4 cups) of water. 	100 ppm chlorine solution 

Remember:

- Make a new sanitizing solution at the start of your event.
- Mix with clean cold water.
- Do NOT mix bleach with detergent.
- Use chlorine test strips to check the strength of your solution.
- Throw away sanitizing solution every 3 hours or as needed. The strength of the solution will be weaker at the end of the day.