



Budget 2026

Heritage, Arts and Culture





To share the story of Peel by providing diverse opportunities for creative exploration and discussion to help build cohesive communities.



Core service

- Heritage, Arts, and Culture, operating under the name Peel Art Gallery, Museum and Archives (PAMA) enriches Peel Region and supports a community for life by safeguarding, sharing and promoting arts and culture across Brampton, Caledon and Mississauga
- Art, artifact and archival document collections, exhibitions, school and public programs help make new and fascinating connections to the surrounding community



Interesting facts about this service



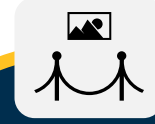
75%

Of the collection
has been
photographed,
catalogued and
returned to storage



**10 Art
exhibitions**

93 artists
represented, 39%
from the Permanent
Collection, 19%
Indigenous artists



14+

Permanent and
travelling
exhibitions, one
online exhibition



22,000

PAMA has the
largest combined
art and historical
artifact collection
in Peel Region

Achievements

Partnerships

79 Partnerships with community groups in Brampton, Caledon and Mississauga to co-create exhibitions, design public programs, host workshops and participate in events.

Grants

Received \$46,250 in grants from provincial and federal partners to support collections, exhibitions and programs.

Volunteer recognition

PAMA volunteers received recognition from the Province of Ontario.

Workshops

Partnered with Sheridan College to facilitate workshops around the exhibition Stories of Home: Finding Community and Belonging in Peel.

Service delivery model

How do we do it

- Peel Art Gallery, Museum and Archives share Peel region's diverse culture and heritage highlighting important local, Canadian and global narratives
- 'Nothing About Us, Without Us' - our guiding principle, inspired by our Indigenous partners, ensures direct participation of communities represented in our programming and exhibitions

Heritage Arts and Culture

Art Gallery

Museum

Education and programming

Facility rentals

Visitor services

Memberships and donations

Volunteer program

PAMA retail store

Service levels and trends



7000+

Guests were hosted at PAMA

Through revenue generating workshops, school visits and rentals.



131,000

Social media followers

Channels include Facebook, Instagram, YouTube and LinkedIn.



18,000

In-person visitors

Visitors from across Peel and beyond visit PAMA.



115,000

Virtual visitors

Website features online exhibits and meditation art videos.

Business plan outlook

Planning for the future

- Strengthening relationships with community
- Strategic partnerships to support commitment to diversity, equity, inclusion and accessibility
- Collection strategy to stewards provincially significant heritage buildings
- Engaging with the PAMA Youth Council
- Build collections reflective of the community



Performance measures and results

80%

Net Promoter Score
(NPS) of visitors

NPS projects positive
recommendations
from visitors
projected for 2025.

94%

Visitors were
very satisfied
and satisfied
with their visit

Visitor surveys
provide PAMA
with feedback
and suggestions.

Over
\$18 million

value of our
collection

The largest
combined
collection in
Peel Region.

79

Community
groups partnered
with PAMA

to deliver
exhibitions,
programming
and events.



2026 Budget

Operating Budget

Cost containment

Finding efficiencies in the 2026 Budget (in \$ millions)

	Cost savings	Cost avoidance
Efficiencies from on-going budget reviews	\$0.1	-
TOTAL	\$0.1	-



Proposed operating budget

Items	In \$ millions
2025 Net Base Budget	\$5.9
Cost to maintain 2025 service level	
Inflation: Labour costs/Goods and services	0.2
Adjustments to user fee revenues (\$7K)	0.0
Cost containment: efficiencies from ongoing budget reviews	(0.1)
Alignment to Regional Security Standard	0.1
Sub-total: Cost to maintain 2025 service level	\$0.3
2026 Service demand	
Remove two contracts that supported capital project (2023 BR#41)	0.0
Discontinue support for PAMA operations (2024 BR#115)	0.0
Operationalize Indigenous Sharing Circle - phase 2 (2024 BR#101, \$20K)	0.0
Sub-total: 2026 Service demand	0.0
2026 Proposed Net Budget Change from 2025	\$0.3
Proposed Total 2026 Net Budget	\$6.1

Note: Numbers may not add up due to rounding





2026 Budget

Capital Budget and Plan



Art Gallery
Service Peel
Front Desk
to Parking Entrance

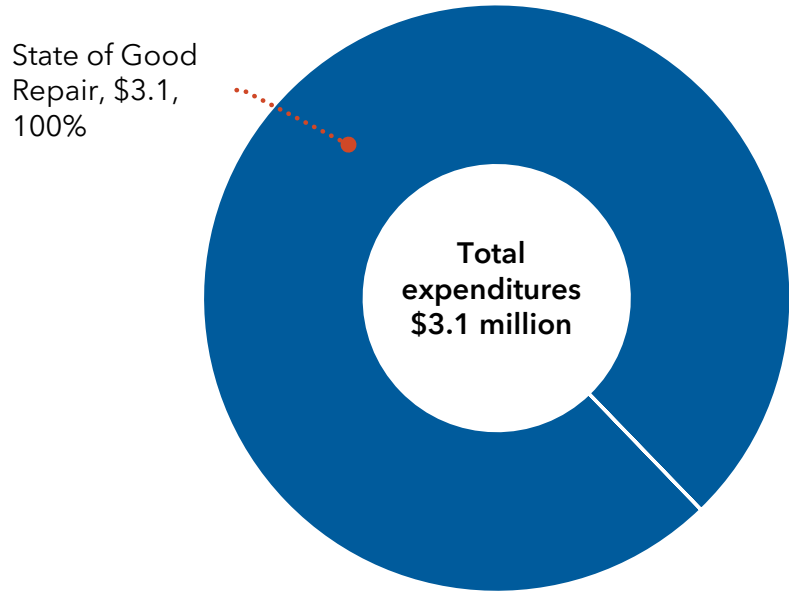
Studio 1 →
Studio 2 →

Public Restrooms → 13

Elevators

2026 Capital Budget

\$3.1 million



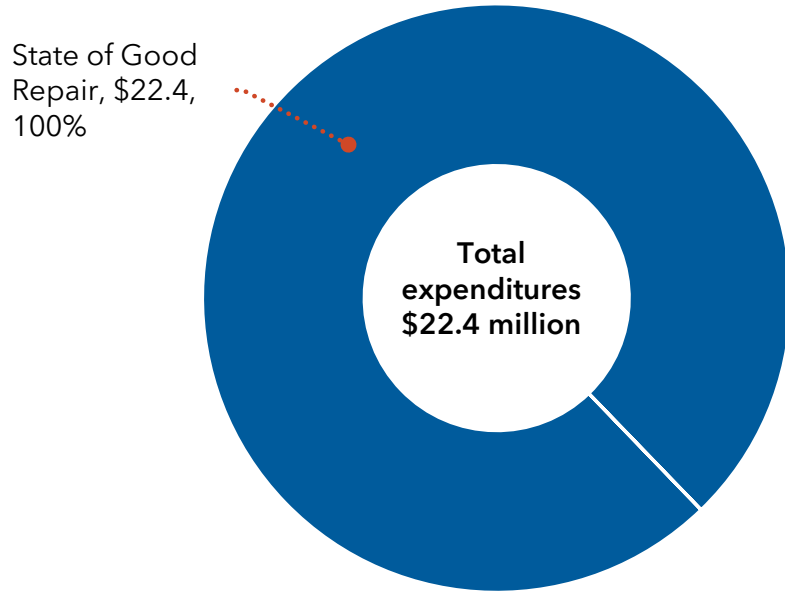
Capital Reserves
\$3.1 million; 100%

Key highlights

- **\$3.1 million** for major facility maintenance for heritage buildings

2026 10-Year Capital Plan

\$22.4 million



Capital Reserves
\$22.4 million; 100%

Key highlights

- **\$22.4 million** for major facility maintenance for heritage buildings



Summary of key financial information

Resources to achieve level of service (in \$ millions)

	2025	2026
Total expenditures	\$6.2	\$6.3
Total revenues	\$0.3	\$0.2
Net expenditures	\$5.9	\$6.1
Full-time staffing resources	18.5	18.5
Capital investment	-	\$3.1
10-year capital investment	-	\$22.4

Outlook years (in \$ millions)

	2027	2028	2029
Net increase	\$0.2	\$0.1	\$0.1
% Increase	3.8%	1.9%	1.9%

