



Early Years and Child Care

Giving children and families access to inclusive, affordable, accountable, and high quality programs and services



Core Service

Early Years and Child Care Services (EYCC) builds and supports a system that is responsive to current and future needs of children and families in Peel

Licensed Child Care: we support child care providers to deliver inclusive, affordable, accountable, high quality and accessible child care.

EarlyON Program: we oversee free programs that help families with children 6 years and younger to grow and learn.

Child Care Subsidy: we provide money and support so that families with lower incomes can afford licensed child care.

Special Needs Resourcing: we support children with special needs to thrive in licensed child care.



Interesting facts about this service

52.75%

**Reduction in
child care fees
for children 6
years and under**

45.3%

**Increase in
EYCC program
budget**

40,000

**Additional child
care spaces
needed to meet
demand**

2,200

**Qualified staff
needed in child
care to return
to pre-
pandemic
levels**

Achievements



Improving Quality

Created innovative strategy to address shortage of educators in child care



Improving Affordability

Launched new affordability program to reduce child care costs by 52.75% in 2023



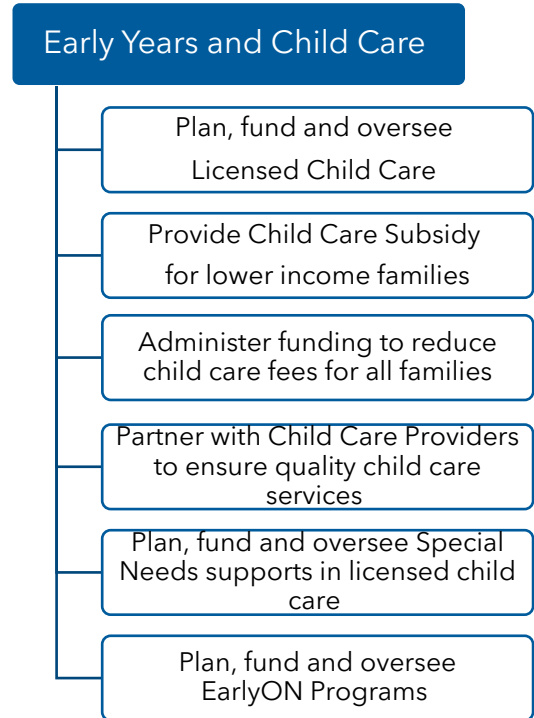
Improving Inclusiveness

Took important steps to improve diversity, equity and inclusion.

Service delivery model

How do we do it

We manage the early years and child care system so families have programs and services that are inclusive affordable, accountable, high quality and accessible.



Service levels and trends

47,454

of licensed
child care
spaces we
support

2,400

Children
assisted with
special needs
supports in
licensed child
care

8,000

Subsidies
provided so
lower income
families can
access licensed
child care

17,000

Children and
parents/
caregivers who
participated in
EarlyON
programs last
year

Business plan outlook

Planning for the future

- Roll out Canada-Wide Early Learning and Child Care plan to reduce the cost of child care to \$10-a day (average across Ontario) by 2025.
- Maintain Workforce Strategy to address staff shortages and meet the demand for child care in Peel.
- Prioritize Diversity, Equity and Inclusion focus to ensure that EarlyON programs, policies and practices reflect the diverse needs of the-communities we serve.

Performance measures and results

73%

Families have a positive experience at their EarlyON programs.

82%

Families believe the Region should spend the same or more on child care services.

85%

Families can access child care subsidy services more quickly.

Proposed operating budget

2022 Net Base Budget (In \$Millions)	\$23.4
Cost to maintain 2022 service level	
<ul style="list-style-type: none"> Inflation: labour costs/goods and services Reallocation of existing budget to offset inflation Increase in Canada-Ontario Early Learning and Child Care (ELCC) Federal funding increase in ELCC Reduction for one-time funds to support COVID-19 	<ul style="list-style-type: none"> \$0.6 (\$0.6) \$1.2 (\$1.2) (\$2.2)
Sub-total: Cost to maintain 2022 service level	(\$2.2)
2023 Service demand	
<ul style="list-style-type: none"> Increase Canada-Wide Early Learning and Child Care program (CWELCC) Increase CWELCC Funding Phasing out of Child Care and Early Years Workforce program Phasing out of Child Care and Early Years Workforce Funding 	<ul style="list-style-type: none"> \$131.6 (\$131.6) (\$8.6) \$8.6
2023 Proposed Net Budget Change from 2022	(\$2.2)
Proposed Total 2023 Net Budget	\$21.2

Cost containment

Finding efficiencies

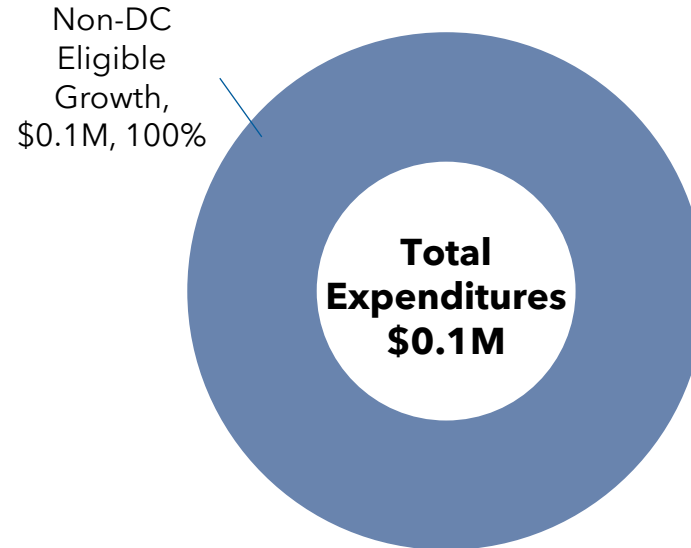
Efficiencies in the 2023 Budget	Cost Savings \$ Million	Cost Avoidance \$ Million
Line by line review	\$0.01	-
TOTAL	\$0.01	-

- Miscellaneous savings of \$12K

2023 Capital Budget \$0.1 million

Key Highlights

- \$0.1 million for Child Care facilities capital projects (Brampton West, Chinguacousy, Collegedale, Ernest Majury and Streetsville)

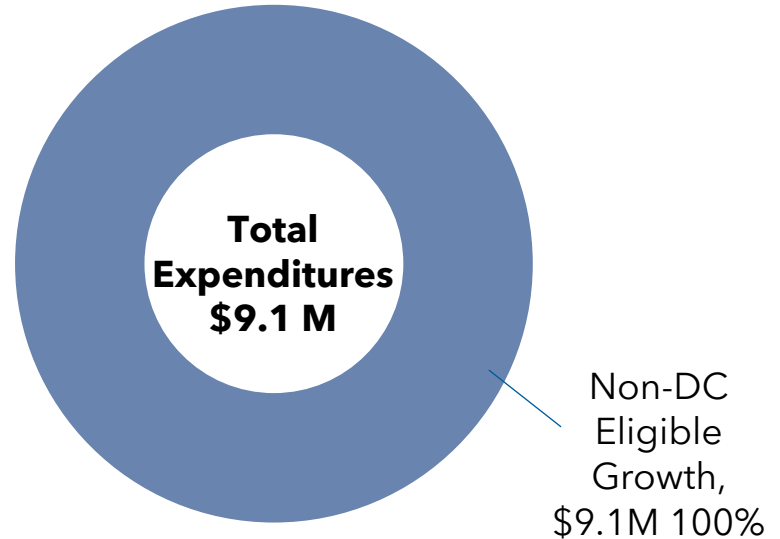


Capital Reserves
\$0.1M; 100%

2023 10-Year Capital Plan \$9.1 million

Key highlights

- \$9.1 million for Child Care facilities state of good repair capital projects



Capital Reserves
\$9.1M; 100%

Summary of Key Financial Information

	Resources to Achieve Level of Service	
	2022	2023
Total Expenditures (\$M)	\$297.9	\$420.0
Total Revenues (\$M)	\$274.5	\$398.8
Net Expenditures (\$M)	\$23.4	\$21.2
Full-time Staffing Resources	123.5	123.5
Capital Investment (\$M)		\$0.1
10-Year Capital Investment (\$M)		\$9.1

Outlook Years	2024	2025	2026
Net Increase (\$M)	\$0.5	\$0.4	\$0.4
% Increase	2.3%	2.0%	2.0%