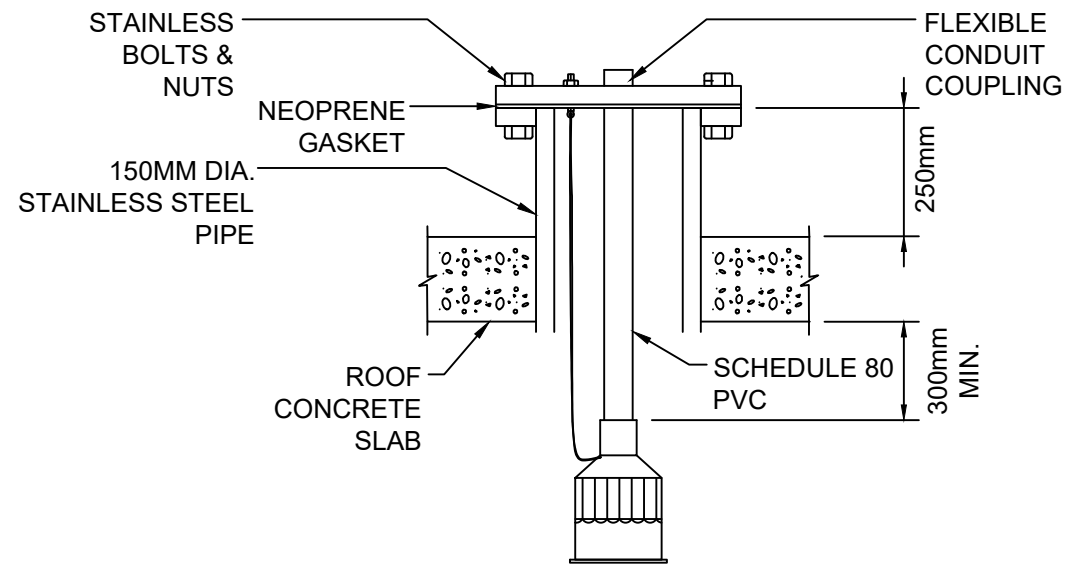


**OPTION 2**

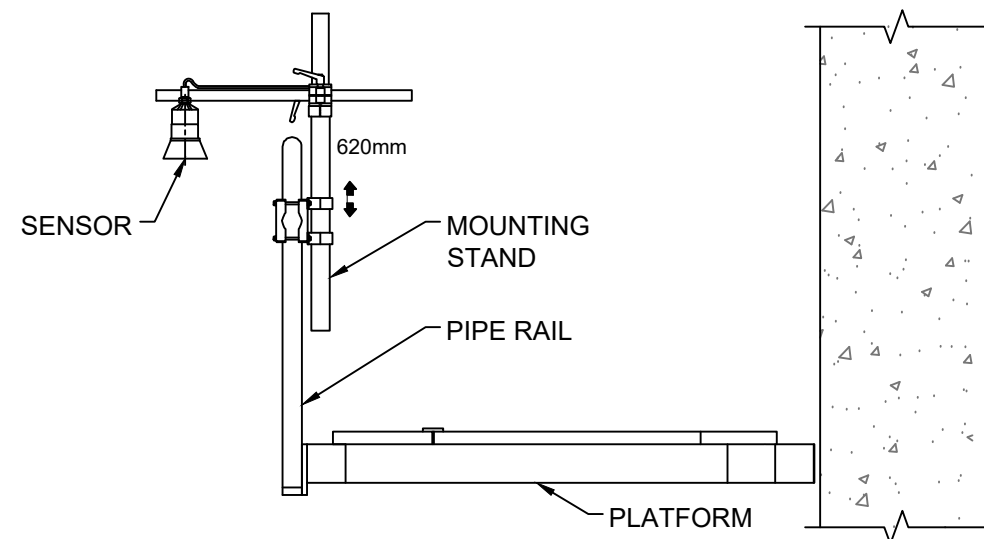


**NOTES:**

1. TRANSDUCER TO BE MOUNTED ABOVE THE MAXIMUM MATERIAL BY MORE THAN THE BLANKING VALUE.
2. TRANSDUCER TO BE MOUNTED SO THAT THE AXIS OF TRANSMISSION IS PERPENDICULAR TO SURFACE OF LIQUID. SUBMERGENCE SHIELD TO BE INSTALLED ONLY IF POSSIBILITY OF TRANSDUCER SUBMERGENCE EXISTS.
3. ALL FASTENERS TO BE STAINLESS STEEL.
4. LEVEL SENSOR TO BE MOUNTED MINIMUM 300mm UNDER ROOF SLAB, USE SCHEDULE 80 PVC.

**FLANGE MOUNTED LEVEL TRANSDUCER**

**OPTION 3**

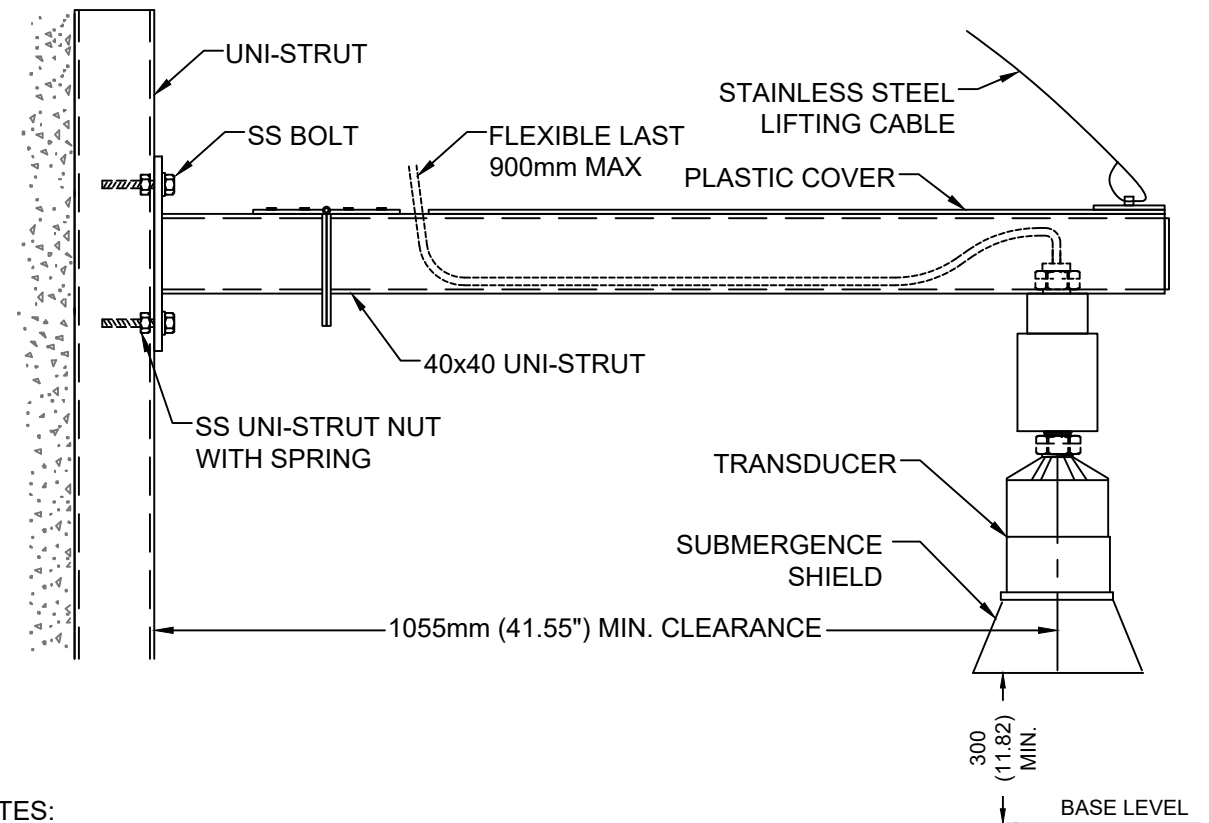


**NOTES:**

1. TRANSDUCER TO BE MOUNTED ABOVE THE MAXIMUM MATERIAL BY MORE THAN THE BLANKING VALUE.
2. TRANSDUCER TO BE MOUNTED SO THAT THE AXIS OF TRANSMISSION IS PERPENDICULAR TO SURFACE OF LIQUID. SUBMERGENCE SHIELD TO BE INSTALLED ONLY IF POSSIBILITY OF TRANSDUCER SUBMERGENCE EXISTS.
3. ALL FASTENERS TO BE STAINLESS STEEL.
4. MOUNTING BRACKET TO BE STAINLESS STEEL.

**RAIL MOUNTING TO PLATFORM DETAIL**

**OPTION 1**



**NOTES:**

1. ALL DIMENSIONS ARE IN mm, ( ) DENOTE DIMENSION IN INCHES.
2. TRANSDUCER TO BE MOUNTED ABOVE THE MAXIMUM MATERIAL BY MORE THAN THE BLANKING VALUE.
3. TRANSDUCER TO BE MOUNTED SO THAT THE AXIS OF TRANSMISSION IS PERPENDICULAR TO SURFACE OF LIQUID. SUBMERGENCE SHIELD TO BE INSTALLED ONLY IF POSSIBILITY OF TRANSDUCER SUBMERGENCE EXISTS.
4. ALL FASTENERS TO BE STAINLESS STEEL.
5. MOUNTING BRACKET TO BE STAINLESS STEEL.
6. DESIGNER TO DETERMINE IF A HINGED BRACKET IS REQUIRED; IF NOT IT CAN BE ELIMINATED.

**WALL MOUNTED LEVEL TRANSDUCER**

**NOTES:**

1. THIS DRAWING PROVIDES VARIOUS OPTIONS FOR TRANSDUCER INSTALLATION AND MOUNTING; DESIGNER TO REVIEW THESE OPTIONS AND ADJUST AND MODIFY AS REQUIRED PER SITE ARRANGEMENT, LAYOUT AND SENSOR TYPES USED.
2. TRANSDUCERS MUST BE ACCESSIBLE FOR MAINTENANCE.
3. DO NOT MOUNT TRANSDUCERS ON VIBRATING STRUCTURES.
4. OPTIONS 3 IS ONLY TO BE CONSIDERED ONLY WHEN NO OTHER ARRANGEMENT WOULD BE FEASIBLE; WHEN USED THERE HAS TO BE SPECIFIC CONSIDERATIONS TO AVOID VIBRATION.



**PUBLIC WORKS  
STANDARD DRAWING**

REV. DATE: JULY 2021

APPROVED BY  
MM

DRAWN BY  
ERAMOSA

**LEVEL TRANSDUCER  
MOUNTING DETAILS 2**

STD. DWG. NUMBER  
SPS-311

SCALE  
Not to Scale