











LEGEND

-  VALVE & BOX
-  DETECTOR CHECK VALVE IN CHAMBER
-  CHECK VALVE IN CHAMBER
-  TAPPING SLEEVE & VALVE & BOX
-  TEE
-  FIRE HYDRANT C/W VALVE & BOX
-  DIRECTION OF PUMPER NOZZLE
-  METER IN CHAMBER
-  M METER
-  SAMPLING SANITARY MAINTENANCE HOLE

Region of Peel
Working for you

PUBLIC WORKS
STANDARD DRAWING

REV. DATE: NOVEMBER 2011

APPROVED BY

DRAWN BY

A.P.

AINLEY GROUP

STD. DWG. NUMBER

SCALE

1-8-7

N.T.S.

SERVICING FOR MULTIPLE BUILDING INDUSTRIAL
(SEPARATE OR PARTIAL FRONTAGES)
ONE LOT ONE OWNER