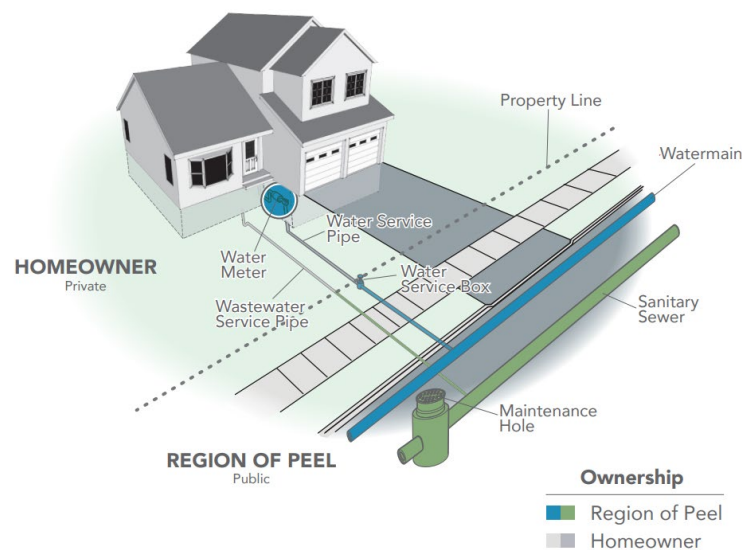


February 29, 2024
Project 23-1340 D

PROJECT UPDATE Watermain Replacement and Improvement Greenmount Road and Grovetree Place

The new watermains on Greenmount Road and Grovetree Place now been installed. The next phase is to bring the new watermains into service. Properties on these streets will now have their individual water service pipes transferred from the old watermain to the new watermain.

A new water service pipe will be installed from the watermain to your property line, where a new water service box will also be installed. The water service box is a small round metal valve typically located in your driveway or lawn at the front of your property. Replacing your water service box requires digging up your existing water service box and disturbing an area at least two square meters.



Find a larger version of this image at peelregion.ca/water/your-home/

Where possible, your water service pipe will be installed using tunneling equipment. If tunnelling isn't possible due to ground or environmental conditions, the contractor will need to dig a trench to install the new pipe.

Any damage caused by Regional construction will be repaired:

- If your water service box is in your lawn, we will replace the sod in the disturbed area.
- If your water service box is in your driveway, we will repair the driveway by paving a stripe over the disturbed area, resulting in minimal seams in the final driveway. If construction activities cause additional damage to the driveway, we'll repair those areas too.

Interrupting your water supply

Connecting your property to the new watermain will require temporarily shutting off your water.

For residents:

- **On the day we connect your water service to the new watermain, the contractor will let you know that your water will be shut off for approximately 30 to 45 minutes.** This will ensure proper notification for short duration works.

- It is our goal to let you know 48 hours (2 days) in advance if we plan to shut off your water for an **extended period** (several hours). Occasionally we may have to reduce this notice to 24 hours.

If we must shut off your water due to an emergency, we will knock on your door to alert you, and do everything we can to fix the problem as quickly as possible.

Schedule

We expect to start connecting water service pipes to the new watermain on Greenmount Road around March 4, 2024. Once this street is completed, we will proceed to Grovetree Place. We expect to complete this work by April 5, 2024.

Once we have connected all properties to the new watermains, we will start repairing driveways, roads, curbs, sidewalks, and sod (grass).

Please note that repairs may be delayed due to contractor availability or weather conditions.

For example:

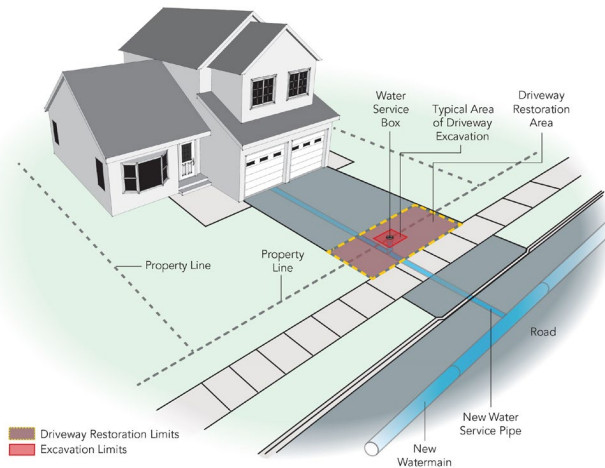
- Paving cannot take place when the ground is saturated with water, or the temperature is below 3°C.
- Asphalt is not available in large volumes during the winter. Asphalt usually becomes available around mid-May.
- Most sod farms are located north of Peel. They usually have sod available beginning in late May. We will replace the sod on your property once it is available.
- In summer we may need to postpone sod replacement due to hot, dry weather. We will lay the sod once weather permits.
- We replace sod only until the middle of November, weather permitting, to let the sod grow roots. If we do not repair your lawn by the middle of November, we'll replace the sod the following spring.

Repair work completed as part of this watermain replacement project is under warranty for two years from the completion date.

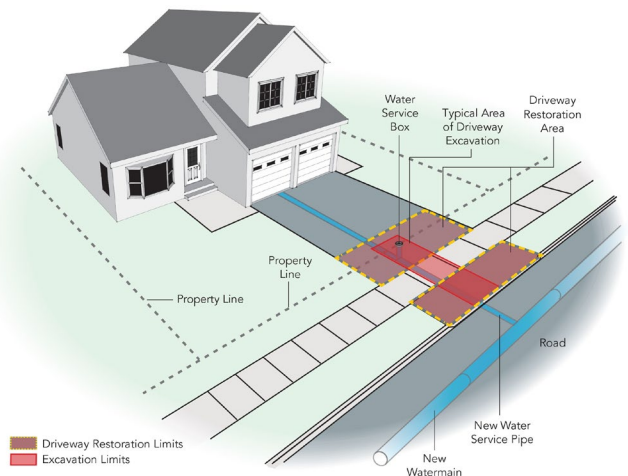
Driveway repairs

- **Interlock or concrete driveways:** If we damage a portion of your driveway, our contractor will reinstate the damaged portion of the driveway.
- **Asphalt driveways:** If we cut your driveway, the driveway will be repaired by paving a stripe over the disturbed area, resulting in minimal seams in the final driveway. **Peel Region cannot replace your entire driveway.**

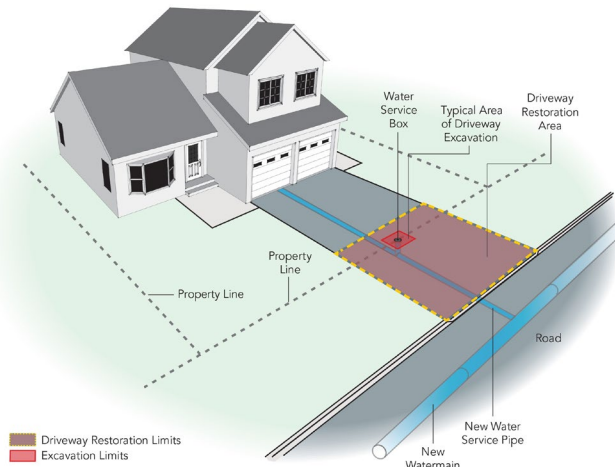
Trenchless water services installation: Driveway restoration with sidewalk



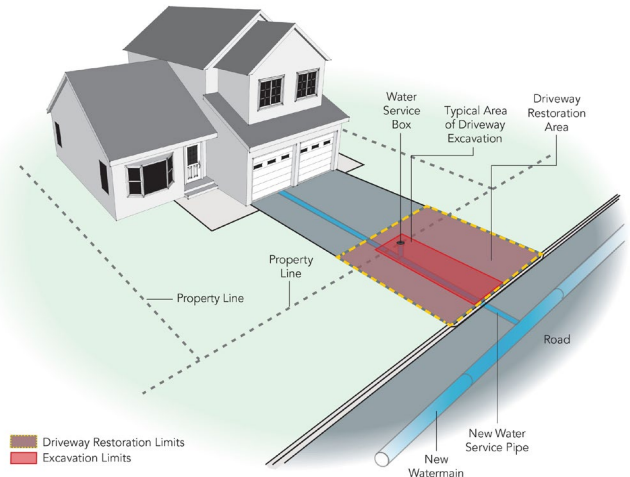
Trenched water service installation: Driveway restoration with sidewalk



Trenchless water services installation: Driveway restoration without sidewalk



Trenched water service installation: Driveway restoration without sidewalk



If you would like to have the rest of your driveway paved, please contact the contractor, Gio Contracting Inc., at 416-783-1446. The contractor will then share contact information for the company hired to do the paving repairs. **Please remember this is your option. If you decide to have your entire driveway repaved, this extra paving work is your responsibility and outside the jurisdiction of Peel Region.**

Temporary restoration on Greenmount Road

Your city is planning to complete roadwork on your street within the next few years. As this roadwork may impact the driveway, boulevard, street, curbs, and sidewalks, we will:

- Pave only the areas of the street directly disturbed,
- Fix damaged sidewalks and curbs using concrete,
- Patch your driveway to cover any places we disturbed, as the future roadwork may affect the bottom of your driveway. After the city/town paves your street, the driveway will be repaired by paving a stripe over the disturbed area, resulting in minimal seams in the final driveway.

Peel Region's repairs are temporary, as the city will complete restoration as part of their roadwork. Your city will send you a separate notice about their construction.

Contractor and working hours

The work will be completed by Gio Contracting Inc. under contract to Peel Region. This contractor's normal working hours are from 7 a.m. to 7 p.m., Monday to Friday. These hours are consistent with the local municipality's bylaws. We understand this may cause some inconvenience, but shorter working days would require your neighbourhood to be under construction for a longer period of time.

What to expect during construction

Learn what to expect during watermain construction by visiting peelregion.ca/construction/watermain and watching our short video. The video goes behind the scenes to show what happens before, during and after construction. This website also answers common questions about:

- Why your water may be temporarily shut off,
- How traffic, parking, and waste collection may be affected,
- How driveways, roads and sod (grass) are repaired after construction is finished.

Safety during construction

Construction zones require extra caution to keep everyone safe – pedestrians, cyclists, drivers, and construction workers. When driving, walking, or biking through the construction area, please be aware of your surroundings, watch for construction crews and other road users, slow down, account for delays, and consider other routes if possible. To learn more about how to stay safe in construction zones, visit peelregion.ca/workzonesafety

Staying informed

Receive timely project updates right to your inbox by signing up for e-notices. Visit peelregion.ca/construction/signup or scan the QR code below (using your cell phone camera) to start signing up.



Information on this project can also be found at peelregion.ca/pw/construction/bram/23-1340D.asp

We will try to disturb you as little as possible, and we will let you know if there are any major changes to the plans.

Thank you for your patience as we complete this necessary work. This work will allow us to continue providing you with high quality tap water. If you have any questions or concerns, please contact us.

Water Linear Engineering
Engineering Services Division
Public Works, Peel Region
Email: construction@peelregion.ca
Phone: 905-791-7800 ext. 4409