











**LEGEND**

-  VALVE & BOX
-  DETECTOR CHECK VALVE IN CHAMBER
-  CHECK VALVE IN CHAMBER
-  TAPPING SLEEVE & VALVE & BOX
-  TEE
-  FIRE HYDRANT C/W VALVE & BOX  
 — DIRECTION OF PUMPER NOZZLE
-  METER IN CHAMBER
-  METER
-  SAMPLING SANITARY MAINTENANCE HOLE
-  NON SAMPLING SANITARY MAINTENANCE HOLE

**NOTE**

1. SAMPLING MAINTENANCE HOLE IS REQUIRED FOR RESTAURANTS AND OFFICE BUILDINGS
2. SAMPLING MANHOLE TO BE PROVIDED TO EACH BUILDING WITH A DIFFERENT MUNICIPAL ADDRESS OR OWNERSHIP

**Region of Peel**  
Working for you

**PUBLIC WORKS  
STANDARD DRAWING**

REV. DATE: NOVEMBER 2011

APPROVED BY

DRAWN BY

A.P.

AINLEY GROUP

**SERVICING FOR MULTIPLE BUILDING COMMERCIAL  
SITES, I.E. RESTAURANTS AND OFFICE BUILDINGS  
ONE LOT ONE OWNER**

STD. DWG. NUMBER

SCALE

**1-8-5a**

N.T.S.