











LEGEND

-  VALVE & BOX
-  DETECTOR CHECK VALVE IN CHAMBER
-  CHECK VALVE IN CHAMBER
-  TAPPING SLEEVE & VALVE & BOX
-  TEE
-  FIRE HYDRANT C/W VALVE & BOX
-  DIRECTION OF PUMPER NOZZLE
-  METER IN CHAMBER
-  M METER
-  SAMPLING SANITARY MAINTENANCE HOLE