



2025 Budget

November 21, 2024

Our Region



**Fastest growing
region in Canada**

**Pearson International
Airport: 45M travelers**

**Major transportation and
logistic hub in North America**

**Diverse mosaic
of residents**

2024 - 2027 Police Service Board Strategic Plan


OUR COMMUNITY



OUR PEOPLE

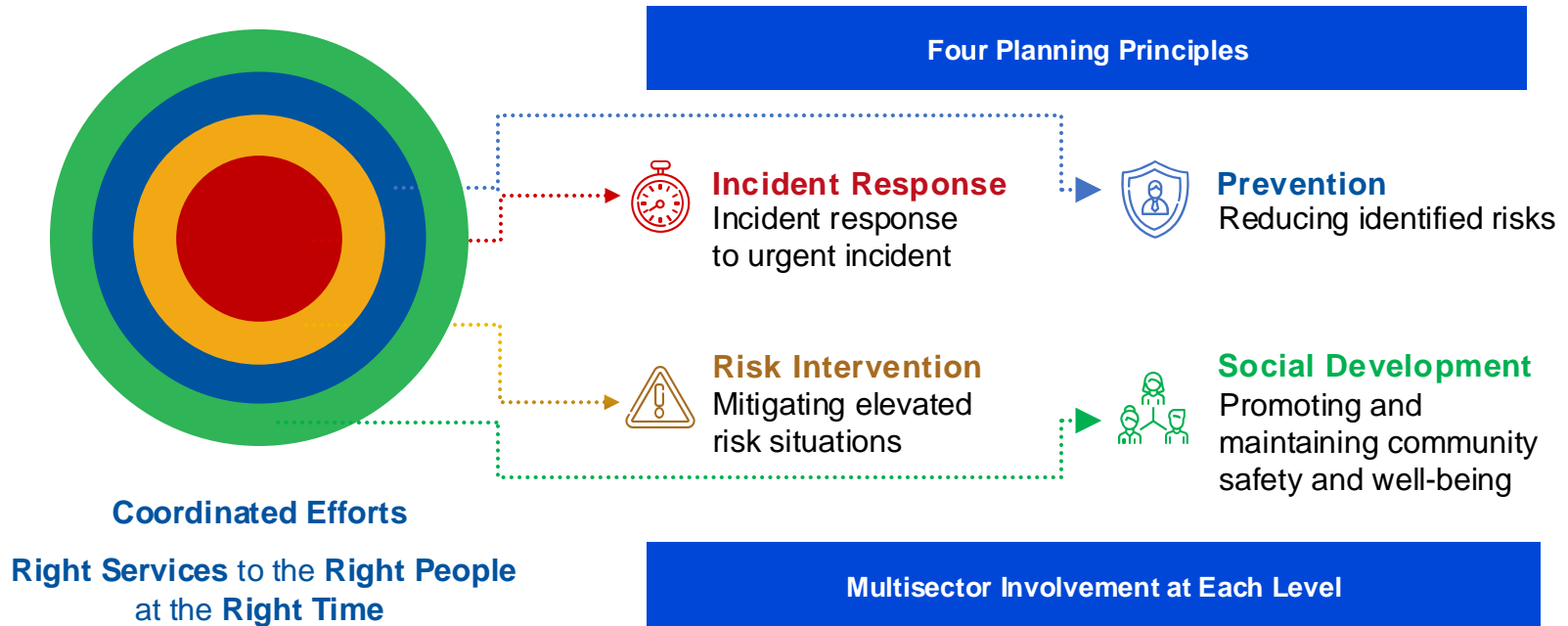


OUR WORK



The most **progressive, innovative and inclusive** service in Canada.

Our Guiding Philosophy



Our Guiding Philosophy



Coordinated Efforts

**Right Services to the Right People
at the Right Time**



Our Areas of Activity



Investigative
Outcomes



Targeted
Enforcement
Activities



Innovation &
Technology



Alternative &
Culturally Responsive
Initiatives



Leadership &
Advocacy



Next Generation
9-1-1



Risk and Social
Factor Data Collection



Community Safety
Operations Centre



Automated Licence
Plate Recognition

Integrated and effective deployment of resources to respond to needs

Next Generation 9-1-1



NG9-1-1 Investment

	911 Calls Answered	Average 9-1-1 wait time (seconds)	Calls answered in 15 seconds	Calls answered in 20 seconds
2024	305,636	14	76%	81%
2023	452,734	63	38%	43%

February 21 – September 30, 2023 to February 21 – September 30, 2024



Risk and Social Factor Data Collection



900+

Referrals to CSWB
by frontline officers

In-Custody Supports

Over **60%** referred to support services

Top Social Vulnerabilities

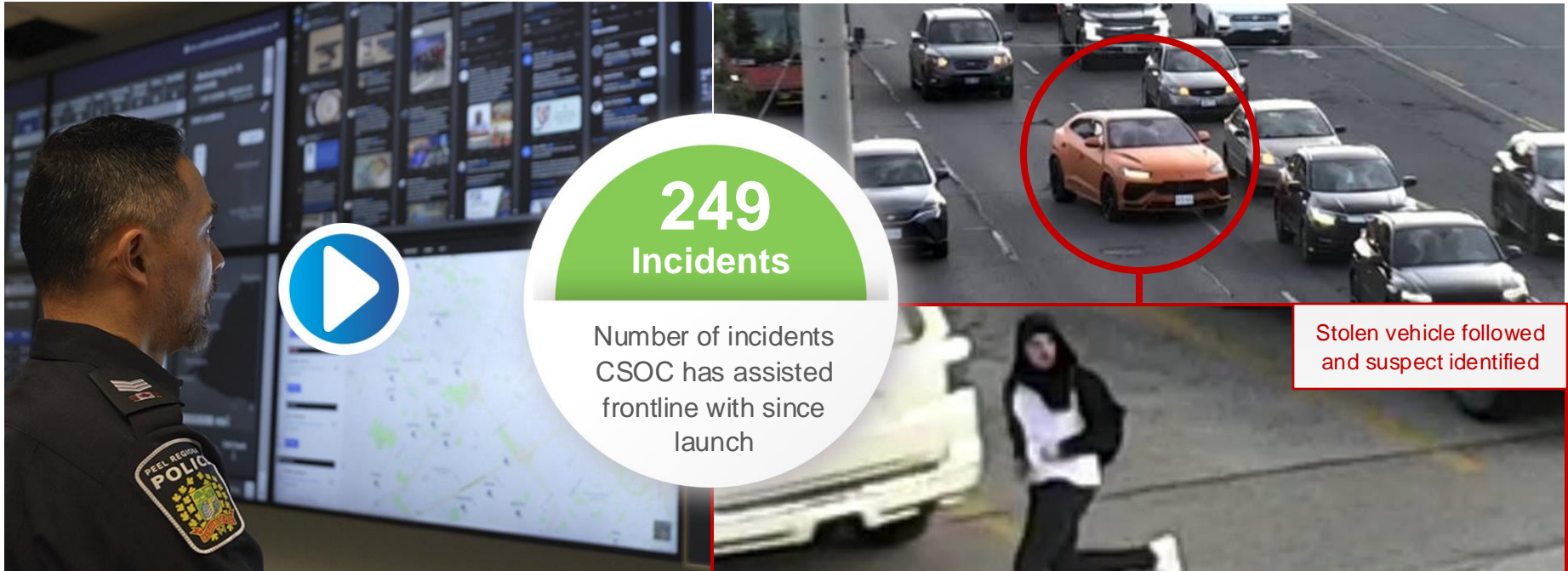


Substance Addiction



Mental Health

Community Safety Operations Centre (CSOC)



249
Incidents



Number of incidents CSOC has assisted frontline with since launch

Stolen vehicle followed and suspect identified

Community
Partners



Sheridan



SQUARE ONE

Ontario Ministry of
Transportation



More partners joining CSOC

Automated Licence Plate Recognition (ALPR)



360 Vehicles equipped with
ALPR technology

Increased capacity to identify:

Stolen Vehicles, Suspended Drivers, Missing Persons,
Vehicles of Interest, Wanted Offenders, Bail Compliance



Online Community Reporting Bureau



What can I report?

Driving Complaint | Hate Motivated Crime | Theft under \$10,000 | Commercial / Retail / Gas / Theft under \$10,000
Theft from Vehicle under \$10,000 | Damage to Property/Vehicle under \$10,000 | Lost Property under \$10,000



8,095
Online Reports

**24/7
Reporting**

**8,000+ Calls
Diverted
from Frontline**

**Improved
Customer
Service**

**Quicker
Response
to Non-
Emergencies**

Regional Demands



**Response to Community
Safety & Well-Being**



Increased Crime Rates



Legislative Requirements



Population Growth



Infrastructure

Responding to Community Priorities



Violent
Crime



Mental Health
& Addictions



Priority
Populations



Road
Safety

Environmental Factors Impacting Community Safety



Trends Unique to Peel

- Foreign Interference
- Public Order Need
- Global Events / Local Impacts



Violent Re-offenders

- **Over 50%** of arrests are re-offenders
- Second highest per capita of **Registered Sex Offenders**



Border Security

- **80%** of illegal firearms seized traced back to the U.S.A.
- Export of stolen vehicles




International Organized Crime

- Project 24Karat
- FBI investigation into drugs & firearms trafficking connected to Peel homicides

PRP Response

Established Extortion Investigative Task Force (EITF) | Increased number of Joint Force Operations
Largest seizure of illegal firearms | X-ray scanner at Brampton Intermodal | Increased Advocacy
Expanded public order and major incident operations



Demonstrations & Protests



November
3 to 17, 2024

Nearly
800
Officers Utilized

Approximately
10,500
Officer Hours

Nearly
\$670,000
Total cost to
Peel Regional Police

Required assistance from OPP and Toronto Police Service

Increase in Violent Crime



Illegal Firearms and Shootings



↑ 87%

Increase in
illegal firearms
seized

43

Shooting
victims in 2024

↑ 80%

Increase in
shootings

↑ 61%

Increase in
discharged
firearms

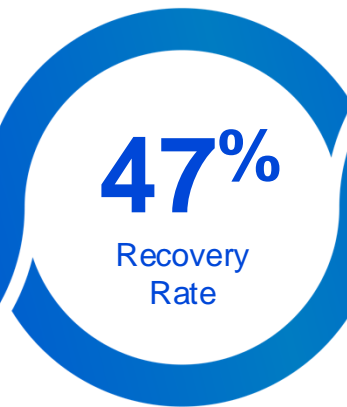
80%

Illegal firearms
trafficked through
U.S.A.



**On average an illegal firearm is
used or seized every day**

Auto Theft

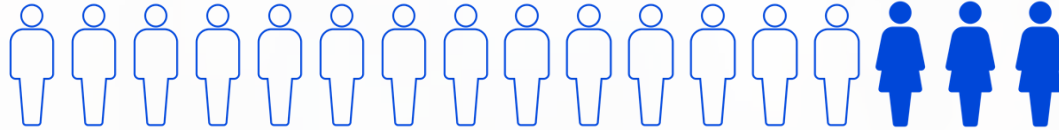



Commercial Auto Crimes Unit Increased to 16 members, from 12 in 2023 **↑ 33%**

Gender Based Violence



More than one woman is **strangled every day** in Peel Region



Of the 17 homicides this year, **3 have been femicides**



6% Increase in Intimate Partner Violence charges laid

Safe Centre Response Team



195 Calls Attended **↑ 7%**



88

Human Trafficking Charges

Mental Health & Addictions



Improved Crisis Response through Alternative Response Models:

750 Calls diverted from frontline

Equivalent to 3,000 hours

Community Crisis Rapid Response Team
CCRRT

250 (12-hour shifts) freed up to respond to other priority calls

Mobile Crisis Rapid Response Team
MCRRT

Mental Health Act apprehensions reduced by
Over 70%

MCRRT response **3.5x** faster since hospital wait times being averted, based on low apprehension rate

Daily 12-hour shift

Priority Populations



104 Community Ambassadors

180K
Direct outreach
on WhatsApp



125K
Community members
on NextDoor

**South Asian
Community
Engagement
Initiative**

**Project
Lantern**

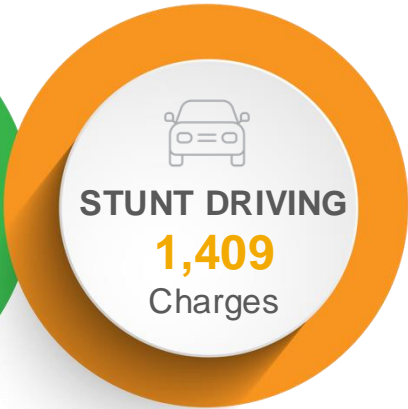
200
People added to
new Vulnerable
Persons Registry

174
People referred to
Alzheimer's
Society of Peel



Canadian Association of Chiefs of Police
Award Winner for Autism Strategy

Road Safety




Targeted Enforcement

Ridgeway Plaza
1,173 Charges

Trinity Commons
408 Charges

YTD (Oct 29)



Did you know?



24

people in Peel have lost their lives
due to motor vehicle collisions in 2024

Similar trends in 2023-2024

Enforcement and Advocacy



↑ 10%

35,352

Total
Charges

↑ 10%

12,990

Total People
Charged

Collaborative Advocacy on Community Safety Priorities: Peel Police Service Board & Peel Regional Council

- Auto Theft
- Border Security and Inspections
- Gender Based Violence
- Bail Reform
- Ontario Police College Allocation



Impact of Provincial Legislation



Equipment

- Level 3 Body Armour for all frontline officers
- C8 Carbine for all frontline officers
- Breaching Kit for all frontline officers (Tool pack, Halligan tool, ram, bolt cutters)



Training

- C8 Carbine Course
- C8 Carbine Requalification
- Breaching Course



New Responsibilities

- Provincial expansion of categories for Background/Police Checks
- New Timelines for Digital Evidence Filing

Paid Duty




Officers hired by individual or business for specific events or functions, when they are not on regular shifts or official duties

Ministry of Transportation Requirement:

If construction work is being conducted within 30 metres of an intersection with operating signals then a paid duty officer is required

55%

Of paid duty requests in 2023 were for construction sites as Peel continues to build and grow



Hurontario LRT –
Hazel McCallion Line



Region of Peel



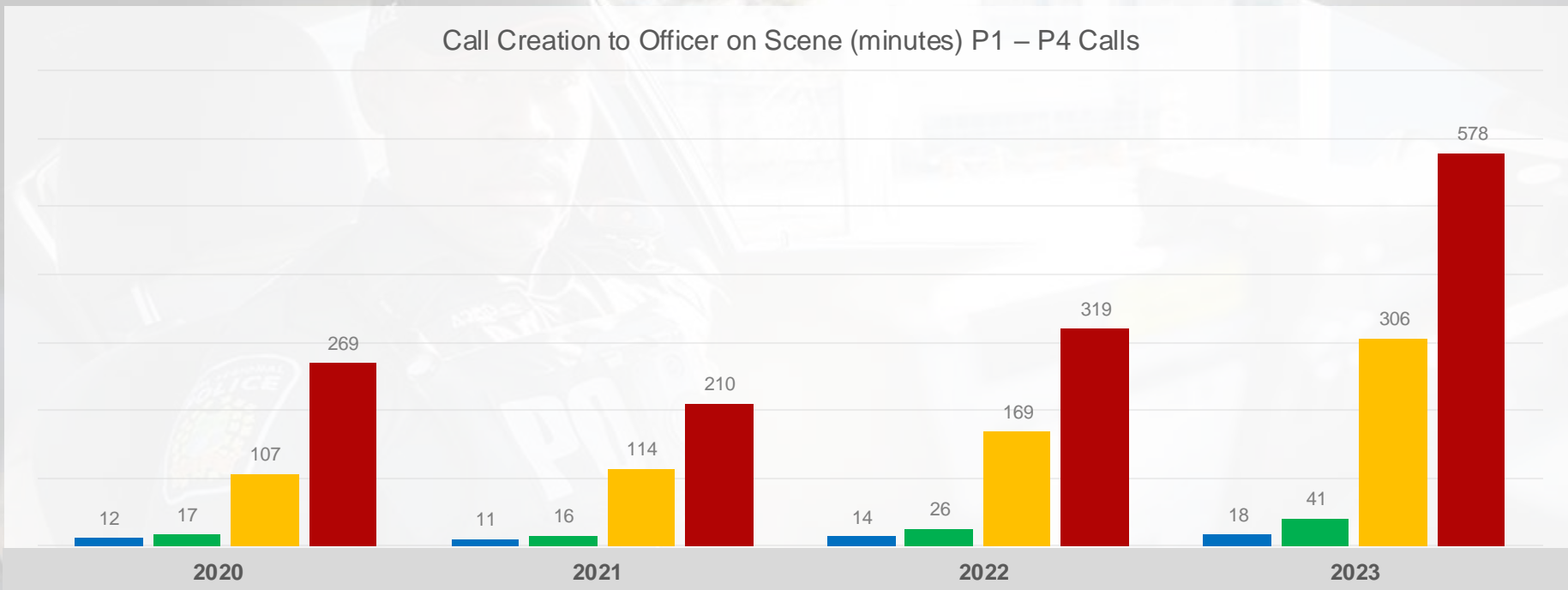
Utilities & Other
Construction



Call Response Time (minutes)



Call Creation to Officer on Scene (minutes) P1 – P4 Calls



Priority 1 Calls 58%
2021-2023

Priority 2 Calls 148%
2021-2023

Priority 3 Calls 169%
2021-2023

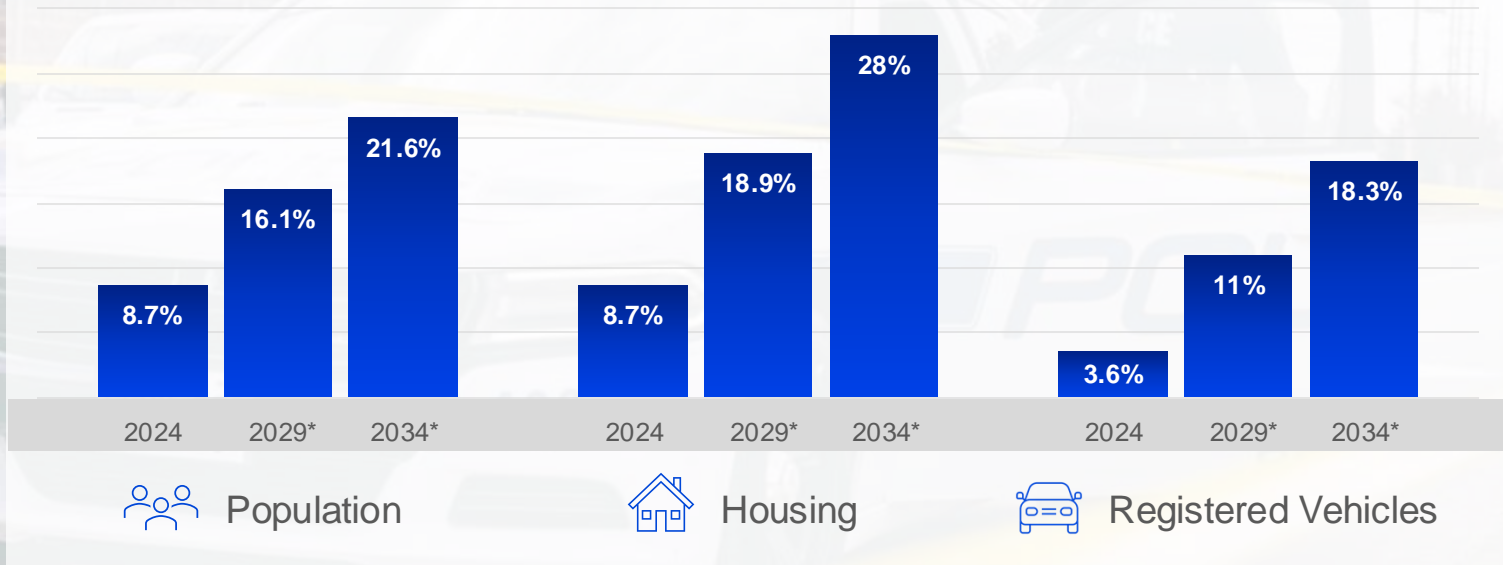
Priority 4 Calls 175%
2021-2023

Exponential Population Growth



Increase in population growth, multigenerational households as well as registered vehicles means more demands on our services.

Growth Since 2019



* Projected Growth

Officers per 100,000 Population



Common denominators include population 1M+, growth rates, urban density, international airport and crime severity index.



Montreal

233



Edmonton

174



Toronto

165



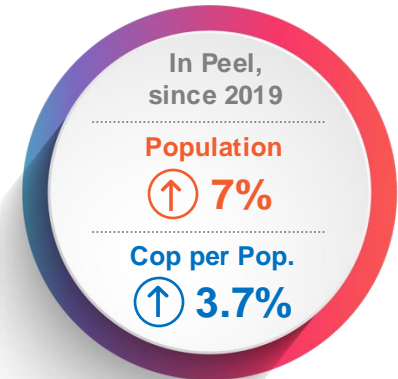
Calgary

154



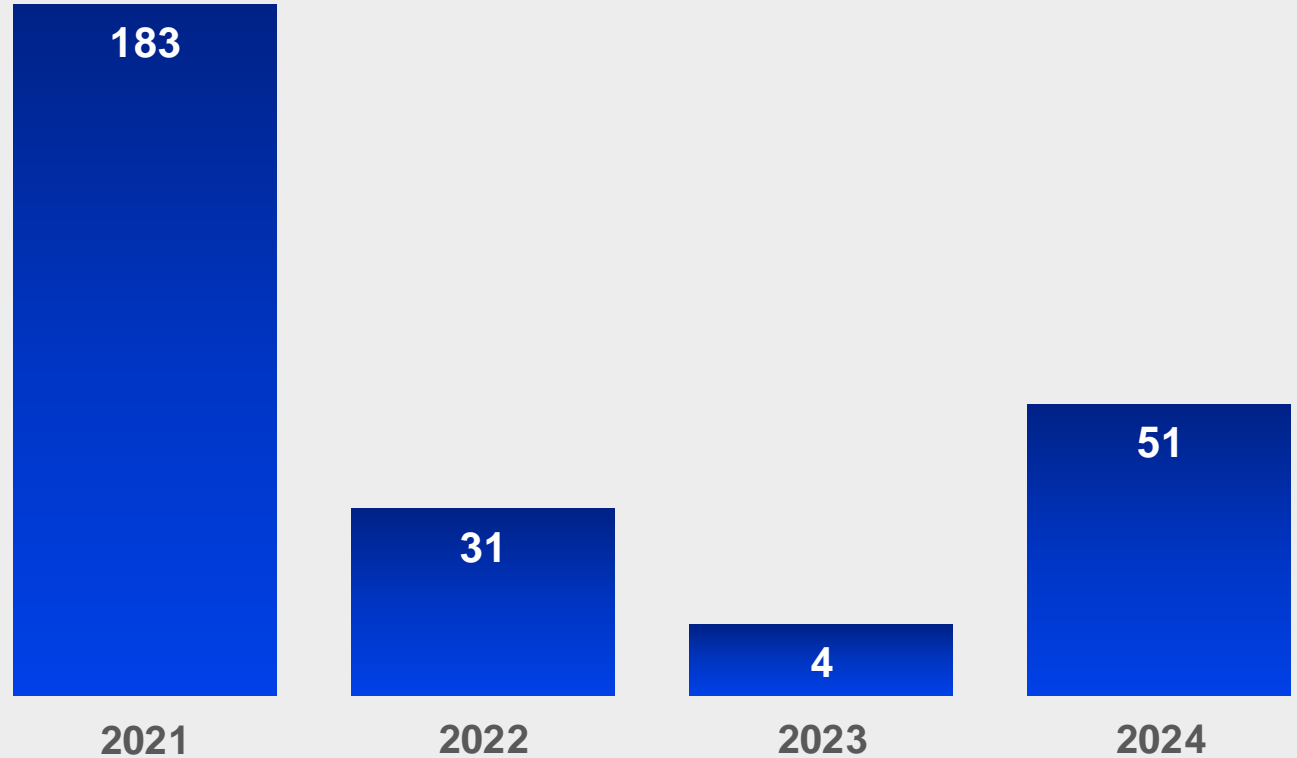
Peel

144



Excludes Airport officers

Uniform Staffing Reallocations



Infrastructure to Support Community Growth



New South Division



Operational Support Facility



Safe Centre of Peel Mississauga Expansion

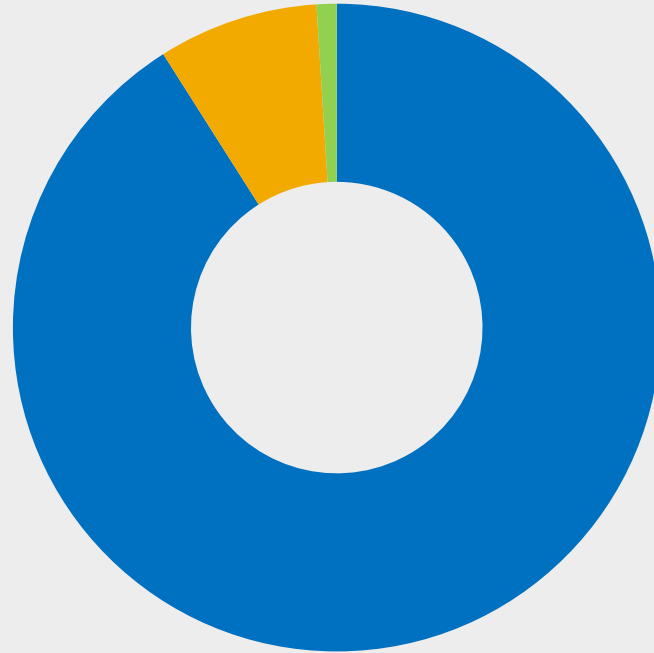


New 23 Division



21 & 22 Division Sustainable Modification

Operational Budget Breakdown




- Salaries & Benefits (93%)
- Reserve Contributions (5%)
- Operating (2%)

2025 Operational Budget



2025 Capital Budget



Land and
Facilities

\$69.3M



Information
Technology

\$36.5M



Equipment

\$23.7M



Vehicles

\$16.1M



Communications

\$9.7M




Airport*

\$0.4M

* Recoverable from GTAA

Regional Impacts



Increased Violent Crime



Historical Understaffing



Continued Population Growth



Geopolitical Pressures



Social & Health Determinant Pressures



Legislative Impacts



Increased Call Volumes and Dispatch Times



By investing in innovative, progressive and inclusive policing, we are investing in safer communities.