



Early Years and Child Care

Giving children and families access to inclusive, affordable, accessible, accountable and high quality programs and services





Core Service

Early Years and Child Care Services build and support a system that is responsive to current and future needs of children and families in Peel.

Licensed Child Care: we support child care providers to deliver inclusive, affordable, accountable, high quality and accessible child care.

EarlyON Program: we oversee free programs that help families with children 6 years and younger to grow and learn together.

Child Care Subsidy: we provide money and support so that families with lower incomes can afford licensed child care.

Special Needs Resourcing: we support children with special needs to thrive in licensed child care.



Interesting facts about this service

96%

Licensed child care sites participate in CWELCC

15%

Increase in EYCC program budget

11,980

New child care space expansion target by 2026

1,625

Additional qualified staff needed to support child care expansion

Achievements

Improving Affordability

Supported a 50% fee reduction for 7643 spaces through the Before and After School Affordability Pilot (BASAP)

52.75% cost reduction for birth to age five spaces

Maintain no waitlist for child care subsidy

Improving Accessibility

Reduced the number of forms needed to apply for child care subsidy by 20%.

Added 2836 new affordable spaces to the system since 2022

Improving Inclusiveness

Developed a DEI action plan in EarlyON to guide service delivery so that families and children of all abilities and socio-economic backgrounds feel welcome and engaged.

99% of licensed child care is participating in PIRS

Improving Quality

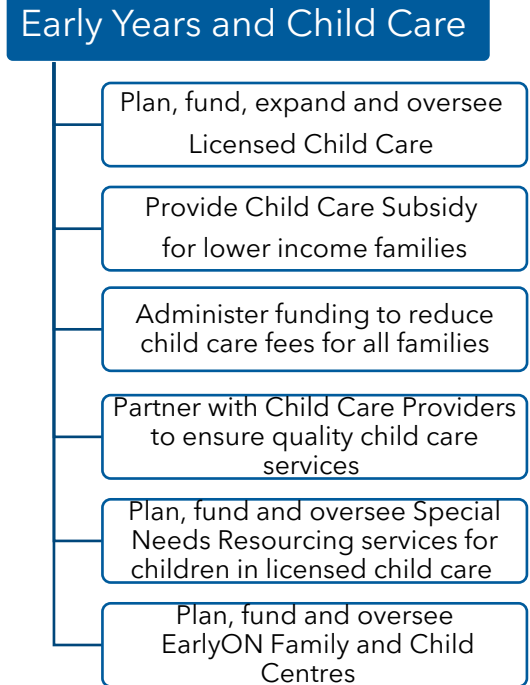
Continuous Quality Improvement approach implemented in EarlyON programs

\$72.1M invested to support improved wages for early childhood professionals

Service delivery model

How do we do it

We manage the early years and child care system so families have programs and services that are inclusive, affordable, accountable, high quality and accessible.



Service levels and trends

50,401

of licensed
child care spaces
we support

2,825

Children
assisted with
special needs
supports in
licensed child
care

9,665

Subsidies
provided so lower
income families
can access
licensed child care

592,631

Family visits to
EarlyON
programs

Business plan outlook

Planning for the future

- Prioritize the expansion of 11,980 child care spaces to underserved communities, to be realized by 2026.
- Developing a non-profit strategy aimed at mobilizing the non-profit sector to promote expansion through strengthening partnerships, maximizing funding streams, building capacity and engaging the sector to raise awareness and interest in expanding in Peel.
- Expand the Workforce Strategy to address staff shortages and meet the demand for child care in Peel by focusing efforts on removing funding, policy and training barriers for those interested in careers in early childhood education.
- Focus on supporting the sector to develop and deliver programs through a diversity, equity and inclusion lens to improve the experiences of families and children who use the services.

Performance measures and results

\$16,141

Average annual child care fee savings for families provided through the continued implementation of CWELCC

*Based on a family with a toddler and preschooler

17,976

Early childhood professional attendees at 451 learning and development opportunities

99%

Licensed child care programs in Peel that participate in Peel Inclusion Resource Services (PIRS)

Cost containment

Finding efficiencies

Efficiencies in the 2025 Budget	Cost Savings \$ Million	Cost Avoidance \$ Million
Savings due to department realignment	\$0.2	-
TOTAL	\$0.2	-

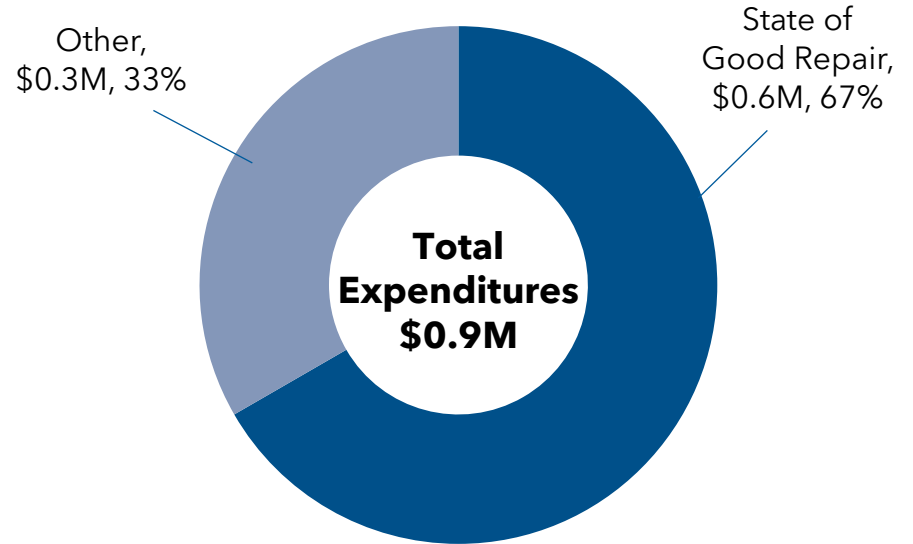
Proposed operating budget

2024 Net Base Budget (In \$Millions)	\$21.8
Cost to maintain 2024 service level	
<ul style="list-style-type: none"> Inflation: labour costs/goods and services Cost containment 	<p>1.0</p> <p>(0.2)</p>
Sub-total: Cost to maintain 2024 service level	\$0.8
2025 Service demand	
<ul style="list-style-type: none"> Increase fee reduction coverage for Canada-Wide Early Learning and Child Care program (CWELCC) Increase CWELCC Funding Reduction in Start-up Costs Reduction in Start-up Funding Emerging Issues Expenditure ceased in 2025 and beyond Emerging Issues Funding ceased in 2025 and beyond Draw from tax rate stabilization Reserve fund 	<p>86.2</p> <p>(86.2)</p> <p>(4.6)</p> <p>4.6</p> <p>(10.4)</p> <p>10.4</p> <p>(2.2)</p>
Sub-total: 2025 Service demand	(\$2.2)
2025 Proposed Net Budget Change from 2024	(\$1.4)
Proposed Total 2025 Net Budget	\$20.4

2025 Capital Budget \$0.9 million

Key highlights

- \$0.6 million for Child Care facilities capital projects (Brampton West, Chinguacousy, Collegedale, Ernest Majury and Streetsville)
- \$0.3 million for regular operation and maintenance capital projects (Brampton West, Collegedale, Ernest Majury and Streetsville)

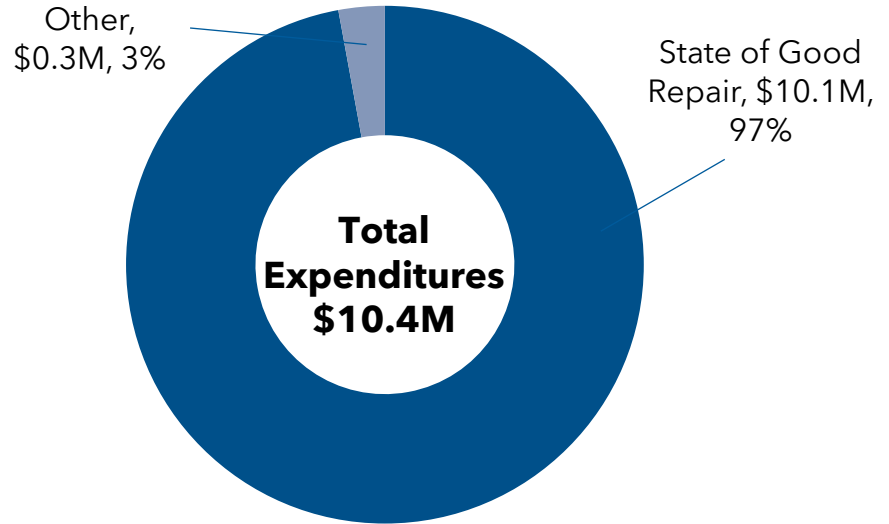


Capital Reserves
\$0.9M; 100%

2025 10-Year Capital Plan \$10.4 million

Key highlights

- \$10.1 million for Child Care facilities state of good repair capital projects
- \$0.3 million for regular operation and maintenance projects



Capital Reserves

\$10.4M; 100%

Summary of Key Financial Information

	Resources to Achieve Level of Service	
	2024	2025
Total Expenditures (\$M)	\$468.2	\$540.3
Total Revenues (\$M)	\$446.4	\$519.9
Net Expenditures (\$M)	\$21.8	\$20.4
Full-time Staffing Resources	125.2	125.2
Capital Investment (\$M)		\$0.9
10-Year Capital Investment (\$M)		\$10.4

Outlook Years	2026	2027	2028
Net Increase (\$M)	(\$0.5)	\$4.9	\$0.5
% Increase	(2.5)%	24.7%	2.1%